

Workbook

BACKPACK

1

Second Edition



PEARSON
Longman

Mario Herrera • Diane Pinkley

Contents


①	Ready for School	1
②	People We Love	11
③	Head to Toes.	21
④	Things I Wear	31
⑤	At Home	41
⑥	On the Farm.	51
⑦	Celebrations	61
⑧	Play Time.	71
⑨	At the Playground	81
	Sound and Spelling Handbook	91
	Review	100
	Grammar and Writing	106

1

Ready for School

TRACK 3




Listen and color. Cut and glue. 

Hello!

Hello! I'm Ricky Red.

Look! I have one pen and


I'm ready for school.



Hello. I'm Gracie Green.

Look! I have two books and


I'm ready for school.



Hello. I'm Bobby Blue.


Look! I have three erasers and

I'm ready for school.



Hello! Do you hear the bell ring?


It's time for school and we're ready to go!




2 Draw and color. Write.

My name is _____


What's your name?



3 Count and write. Listen and check.



1. 4 backpacks




2. _____ pencils



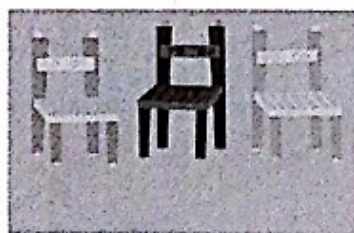
3. _____ books



4. _____ crayons



5. _____ erasers

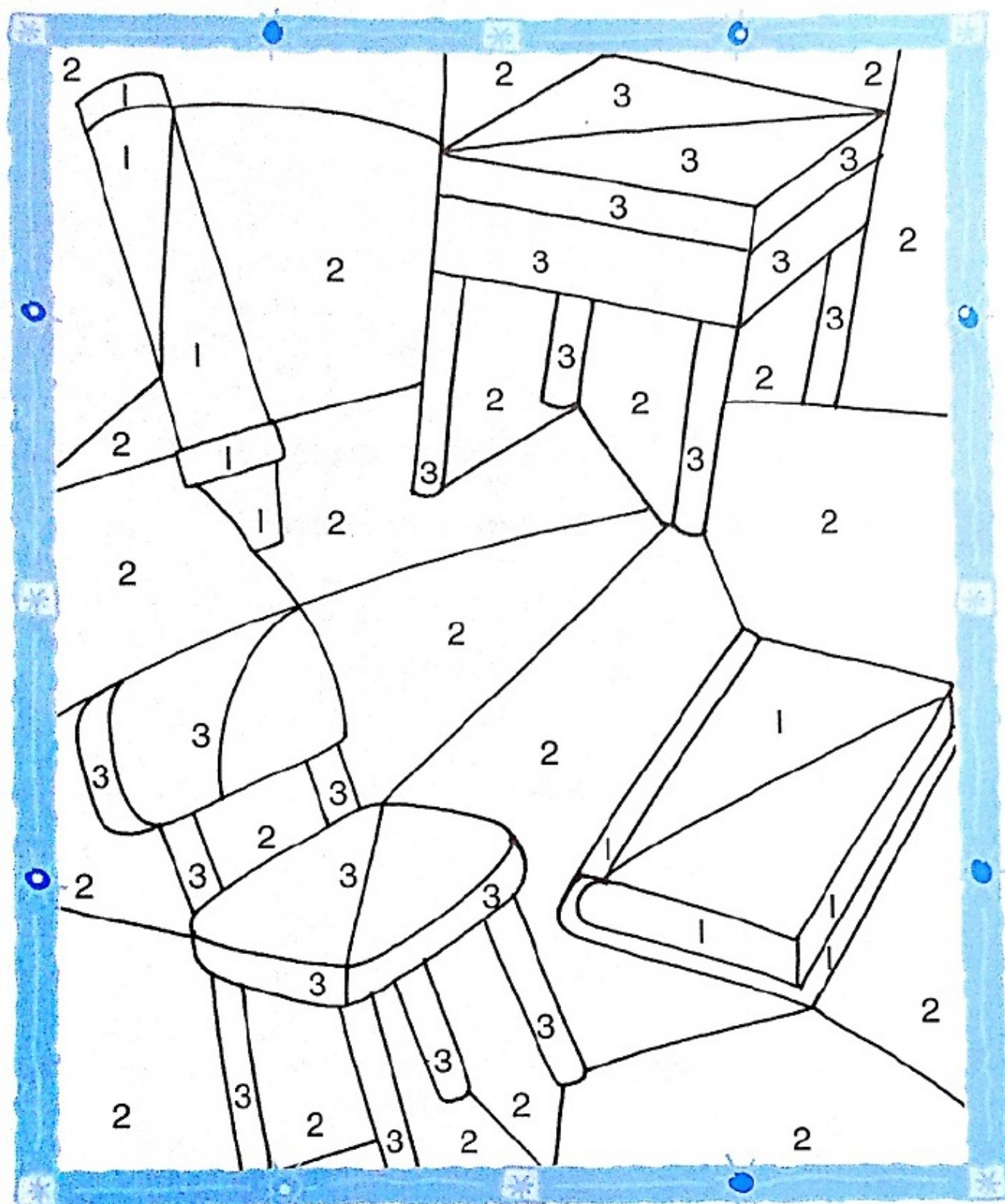


6. _____ chairs



Color. Listen and point. Write.

1 = blue 2 = green
3 = red



b _____

ch _____

t _____

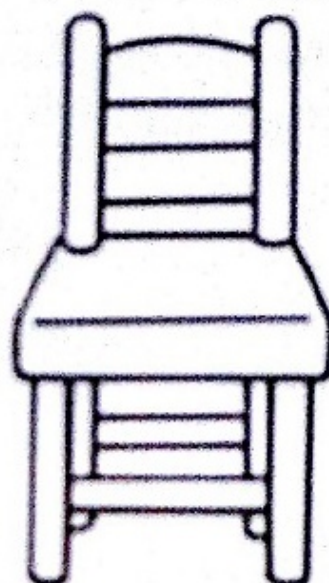
cr _____




Listen and match. Draw a line. Color. Write.

Hey, Jill!

Hey, Jill!
What's this?
It's a pen, Bill.



Hey, Ken!
What's this?
It's a chair, Jen.



Hey, Matt!
What's this?
It's a table, Pat.



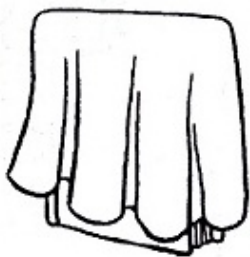
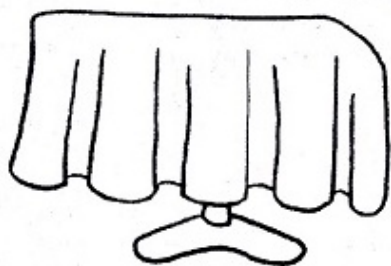
Guess Again

6 Read *Guess Again*. Match. Draw a line.



What's this?



It's a desk.



7 Do you like the story? Draw a face.



8 Draw your classroom. Color and say.



Review

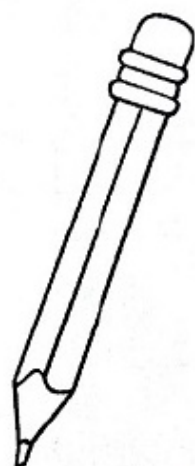



Listen and circle. Color.


1



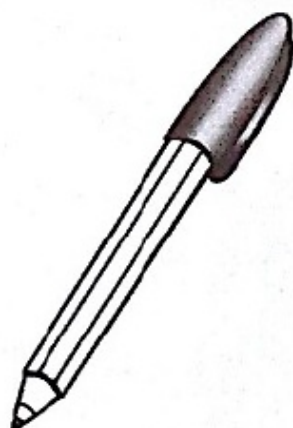
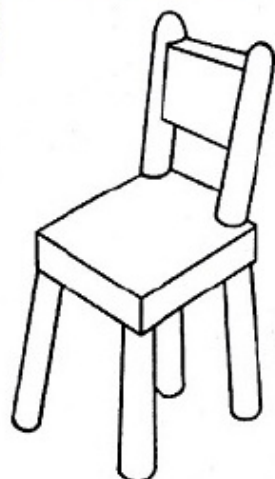
2



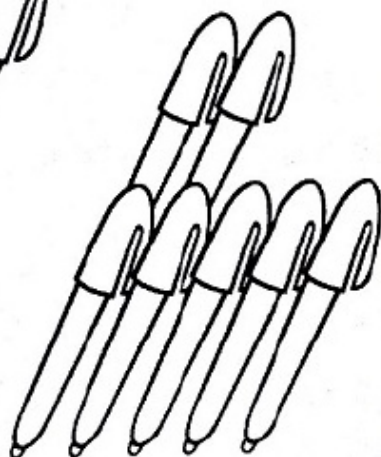
3



4



5




6



Cut-out Activity

A. Find a partner.

B. Cut. Match and say.



Partners lay both sets of cards facedown. They take turns turning over two cards at a time. If the two cards match, the student keeps the pair. If not, the two cards are placed facedown again. When students find a match, they name the number and show that number of fingers.







2

People We Love



Listen. Cut and glue in order. ✂

My Family Song




2 Match. Draw a line.

my father

my mother

my sister



me

my brother

my sister

the baby



3 Listen. Write the number.

1. She is my sister.

2. He is my father.

3. He is my brother.

4. She is my mother.



Listen and match. Draw a line and say.

1.

Who am I?



2.

Who am I?



3.

Who am I?




4.

Who am I?



5 Draw two brothers and two sisters.





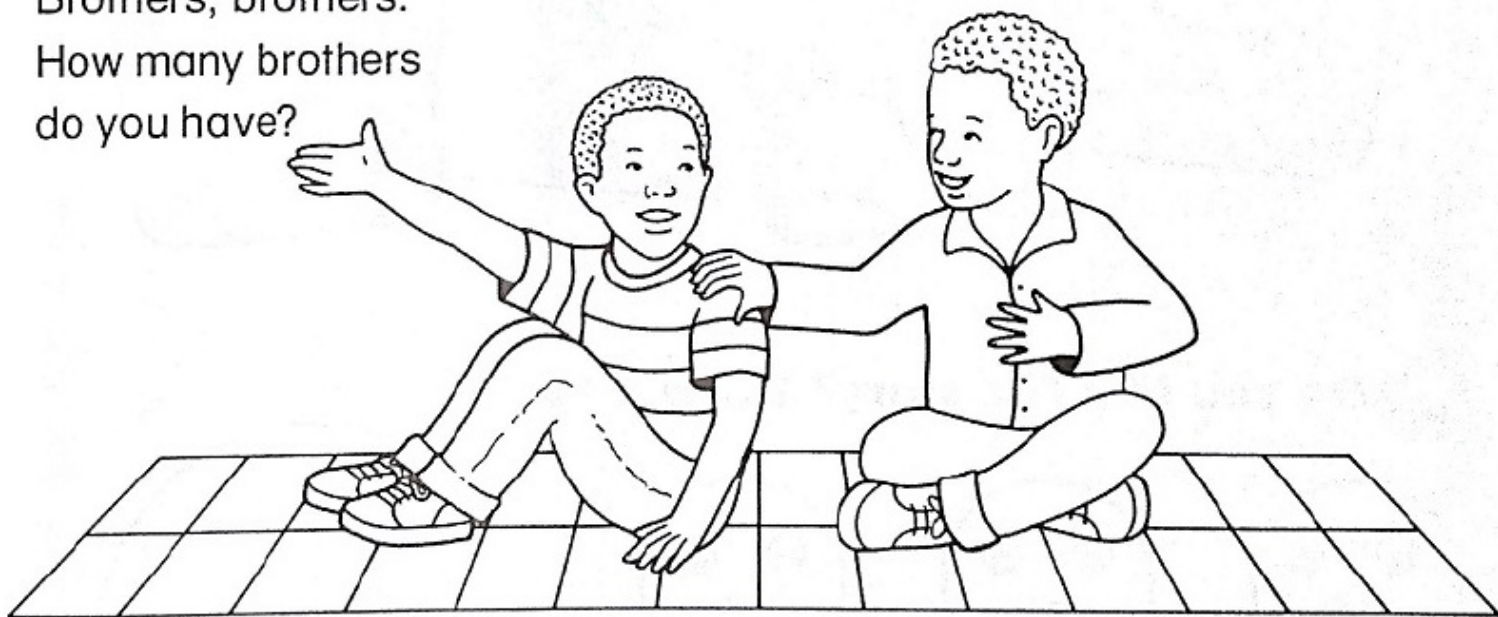
Listen. Write.

Clap for Your Family

Sisters, sisters.
How many sisters
do you have?




Brothers, brothers.
How many brothers
do you have?





Let's Play

7 Read *Let's Play*. Match. Draw lines.



8 Do you like the story? Draw a face.



9 Who's on your team? Draw and say.



Review



Listen. Circle *yes* or *no*.

1.



yes no

2.



yes no

3.



yes no

4.




yes no

5.



yes no

6.




yes no


Cut-out Activity

A. Find a partner.

B. Cut. Make words and say.



Students combine the alphabet cards to form words. (Students can use one set or combine two sets.) Words will vary, but may include the following: *backpack, book, chair, crayon, desk, eraser, marker, paper, pencil, table, baby, brother, father, mother, sister, yes, no, is, play, this, one, red, and family.*

Listen and color. Cut and glue. 

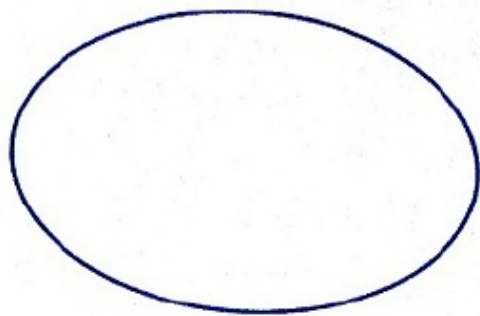
Look at Me!

Look at me! I'm in the ocean!

What do you see?

Two arms in the shape of a V.

Two arms in the shape of a V.




Look at me! I'm in the chair!

What do you see?

A big blue towel and long brown hair.

A big blue towel and long brown hair.

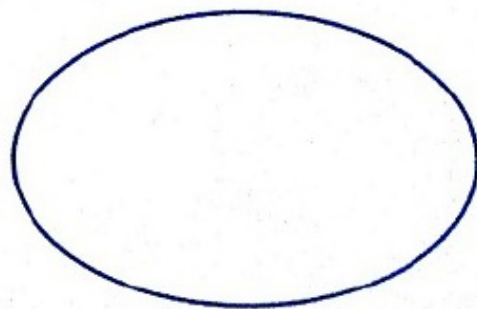


Look at me! I'm in the sand!

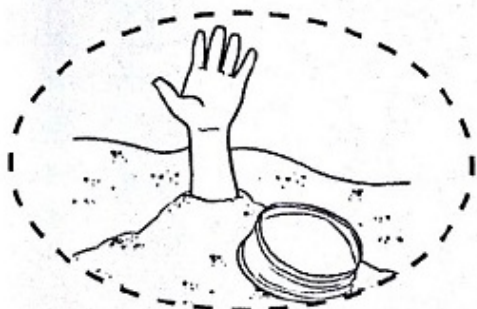
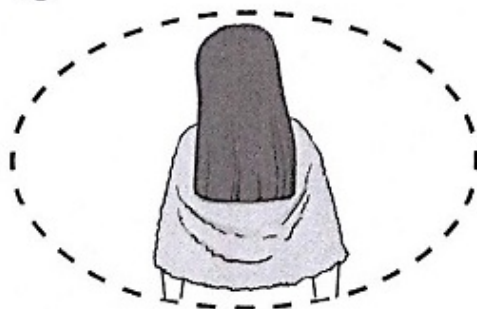
What do you see?

A white hat and just one hand.

A white hat and just one hand.



Look at me!



2 Match. Draw a line.

It is short.


It is long.

She is little.

He is little.

She is big.


He is big.



TRACK 14

3

Listen and color.






Listen and count. Circle *yes* or *no*.
Color. Say.

It has three eyes.
Yes or no?



1. ☒ yes no
2. yes no
3. yes no
4. yes no
5. yes no





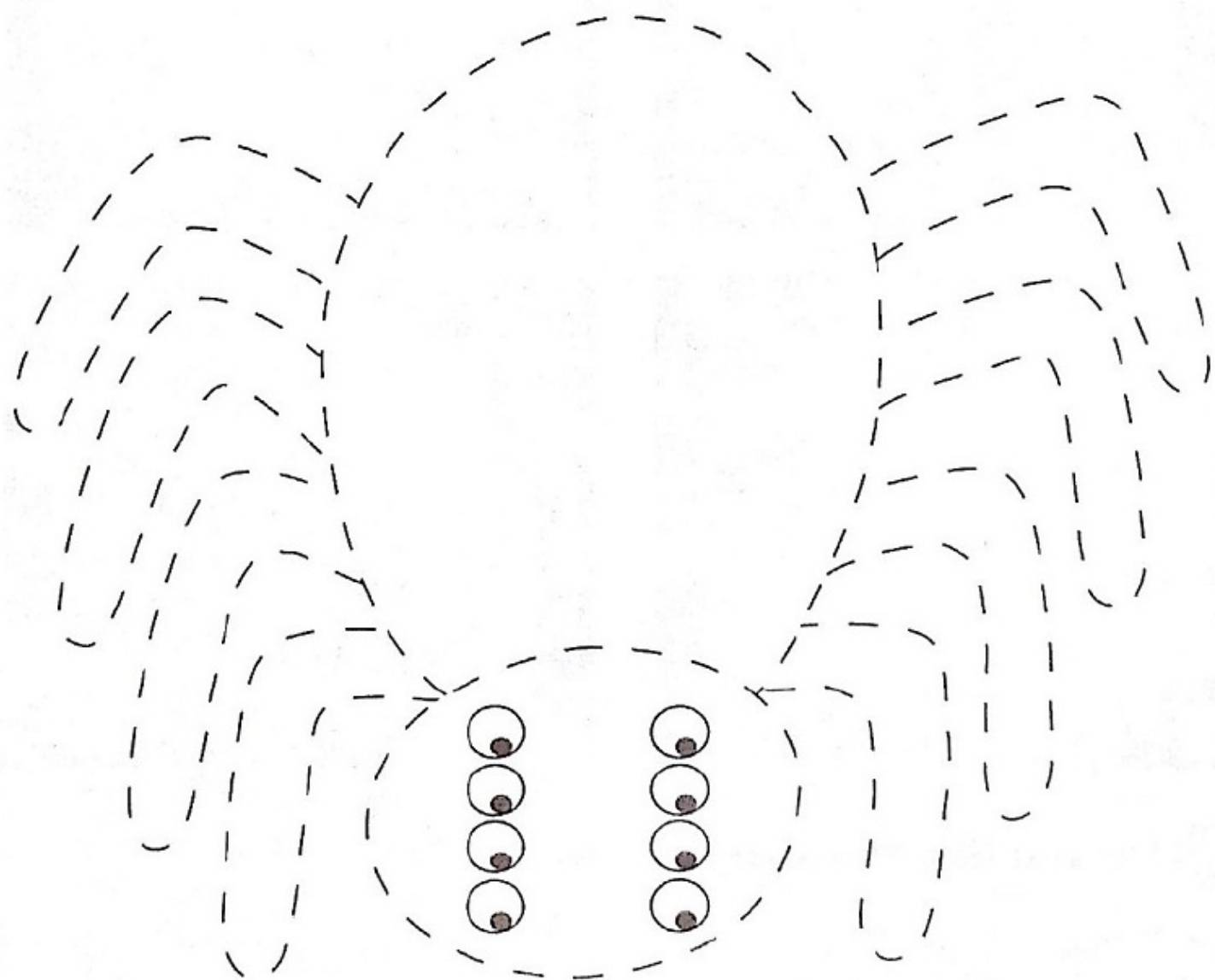
Listen and circle. Draw. Write about you.

The Spider

1. 2 4 8 eyes.

2. 4 6 8 legs.

3. 1 2 3 head.



My name is _____. I have _____ eyes.

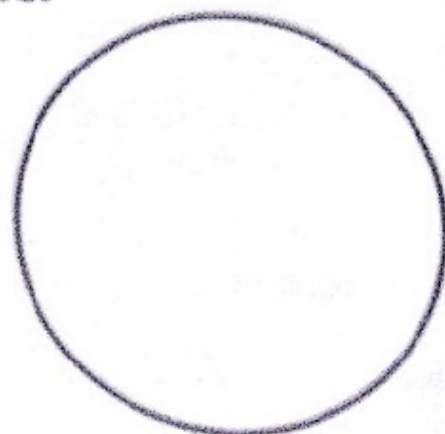
I have _____ legs. I have _____ head.

What Is It?

6 Read *What Is It?* Look. Write the number.



7 Do you like the story? Draw a face.



8 Look and write.


cat

monster

mother



It's a _____.



It's Mark's _____.



It's not a _____!

Review




Listen and circle. Color.

1.



2.



3.



4.



Cut-out Activity

Draw what you know. Show and say.

Ready for School	People We Love	Head to Toes

Students draw four vocabulary items from Units 1, 2, and 3. They show their drawings in groups and name each item they drew. Encourage the other group members to comment on the drawings. (*Nice job. Good work.*)


4


Things I Wear



Listen and color. Cut and glue. 


I Want Shoes




I'm wearing a jacket, a , and pants,
a shirt and pants.

I need one thing so I can dance.

So I can dance.





My  is blue, and my shirt is new.

My shirt is new.

My clothes are blue.

Now I want some shoes.



I'm wearing a jacket, a shirt, and .

I want some shoes so I can dance,

so I can dance,

so I can dance.

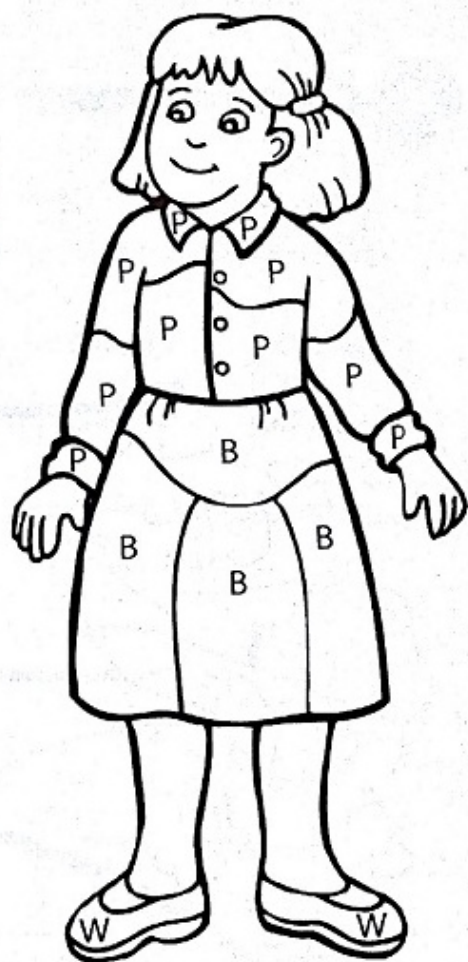





Listen. Color the spaces. Write.

P = pink B = black W = white

1. She's wearing a _____ shirt.
2. She's wearing a _____ skirt.
3. She's wearing _____ shoes.




Read. Draw and color.




pink socks




a blue table




a black crayon



a red hat



orange pants



a green book

4 Color. Draw a line from *Start* to *End*. Say.

1 = blue 2 = red 3 = green 4 = yellow 5 = orange





Listen and circle. Unscramble and write. Draw.



What's This?

1. That's my new _____. **hat** **jacket** **pants**
2. That's my blue _____. **shirt** **dress** **sweater**
3. It's a pair of _____. **socks** **gloves** **sneakers**

taecjk

wasrete

ksocs



5



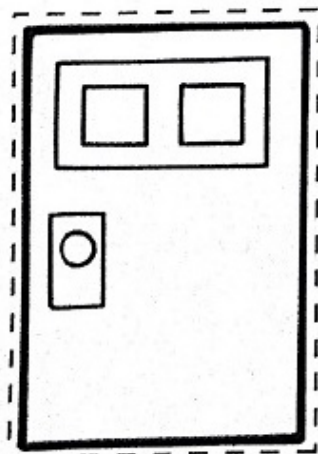

At Home

TRACK 22

1

Listen and color. Cut and glue. ✂

Let's Make a House!



Unit

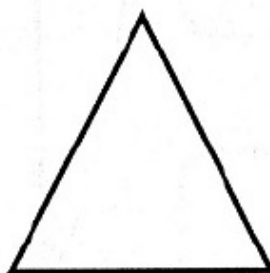



2 Match. Draw a line and say.

triangle


rectangle

square

circle



**3 Color and count. Write the number word.
Listen and check.**



one
three

two
four

1. How many squares are there?
2. How many triangles are there?
3. How many circles are there?
4. How many rectangles are there?

_____	<input type="checkbox"/>
_____	<input type="checkbox"/>
_____	<input type="checkbox"/>
_____	<input type="checkbox"/>


**Listen and match.
Draw a line.**

Where's your father?
He's in the living room.
What's he doing?
He's reading.

Where's the baby?
He's in the bathroom.
What's he doing?
He's taking a bath.

Where's your mother?
She's in the kitchen.
What's she doing?
She's cooking.

Where's your sister?
She's in the living room.
What's she doing?
She's watching TV.





Listen and draw a line. Say.

We Are Busy

She
is

He
is

We
are



6 What are you doing? Write.

coloring

cutting

reading

writing

I'm _____

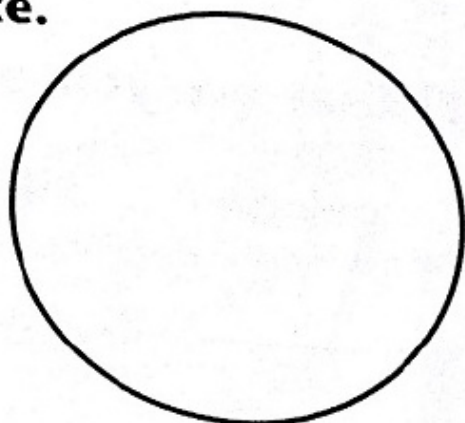

Un

Home with Mom

- 7** Read *Home with Mom*. What happens?
Look. Write the numbers.



- 8** Do you like the story? Draw a face.



Review



Listen and match. Draw a line.




1. father

2. mother

3. brother

4. sister

5. baby



**11 Draw a room with grandparents.
Where are they? Say.**

Cut-out Activity

A. Find a partner.

B. Cut. Make words and say.

a

n

t

e

m

s

d

i

k

v

b

o

Students combine the alphabet cards to form words. (Students can use one set or combine two sets.) Words will vary, but may include the following: *bathroom, bedroom, kitchen, living room, green, red, blue, book, chair, glue, pen, pencil, one, three, seven, ten, mother, sister, arm, ear, hand, head, mouth, nose, shirt, skirt, socks, gloves, and hat.*

l

g

h

u

s

p

h

r

i

e

a

c

6




On the Farm

TRACK 27

1

Listen and color. Cut and glue. ✂

All Around the Farm



Unit

2 Read and color. Match and draw a line.

a big orange cat




a little white cat

a big blue fish

a little pink fish

a big black and white cow

a little brown cow




3 Listen and match. Draw a line.

1. This is a bird.
It's a little bird.



2. This is a cat.
It's a big cat.




3. This is a frog.
It's a big frog.




Listen and write. Match. Draw a line.

climbing flying running swimming walking


1. The farmer is




2. The farmer is




3. The farmer is



4. The farmer is



5. The farmer is





Listen. Circle the word. Write.

Look and See!

This is fun.

Look and see!

The birds are _____.

walking

dancing

They're dancing with me.

This is fun.

Look and see!

The birds are _____.


running

flying


They're flying with me!



Draw and color.



The birds are dancing.



The birds are flying.

9 Draw three animals in the house. Color and say.




Review



Listen. Circle *yes* or *no*.

1.



yes

no


2.



yes

no

3.



yes

no


4.



yes

no

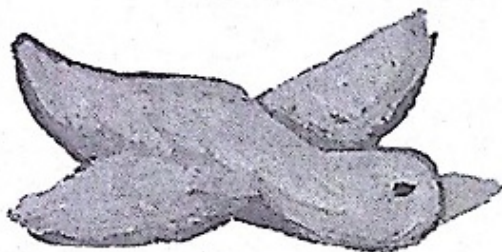
5.



yes

no

6.



yes

no



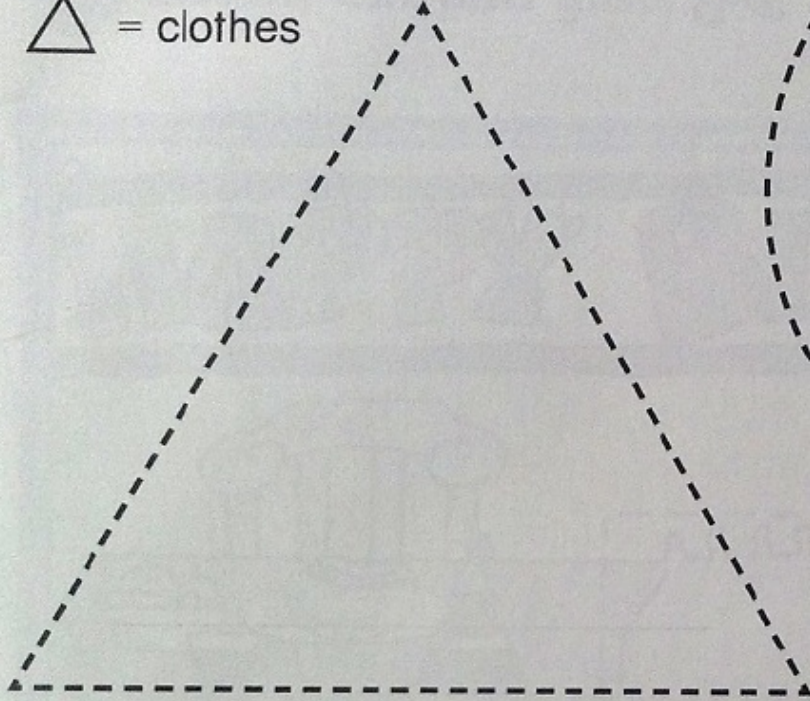
Cut-out Activity

Draw and write. Show and say.

○ = animal

□ = room




△ = clothes



Students draw and color an item of clothing on one side of the triangle and write what it is on the other side of the triangle. They draw and label an animal in the circle, and a room of a house in the square. Pairs of students make a mobile using the finished shapes.

7 Celebrations

TRACK 32
1 Listen. Cut and glue. ✂



2 Match. Draw a line. Color.

I'm six years old.



I'm seven years old.



I'm eight years old.



3 Listen and write.

Sunday

Monday

Tuesday

Wednesday

Thursday

Friday

Saturday

1. My birthday is on _____ this year.
2. My father's birthday is on _____ this year.
3. My mother's birthday is on _____ this year.
4. My sister's birthday is on _____ this year.

Listen. Circle yes or no.



1. yes no



2. yes no



3. yes no



4. yes no



5. yes no



6. yes no

5 Write and draw.


What do you have?

I have _____.

 A large rectangular area with a decorative blue border, intended for a drawing.

Rabbit Joe Has a Party


- 7** Read *Rabbit Joe Has a Party*. What does Rabbit Joe have? Write. Choose words from the box.



cake
carrots
hamburgers
ice cream
lettuce
pizza

He has carrots. He doesn't have hamburgers.

- 8** Do you like the story? Draw a face.



- 9 What do you want at your party?
Draw and color. Write.



Review



Listen and read. Match. Draw a line.

1. I have rice.



2. I have cake.



3. I have milk.



4. I have a sandwich.



5. I have a present.



6. I have ice cream.



8 Play Time

TRACK 37

1 Listen and color. Cut and glue. Say. ✂

The Toy Box

I have a toy box, big and brown.
I look inside and find a clown.
I have a toy box with twelve toys,
some toys for girls,
some toys for boys.


Clap your hands!

Clap your hands!


I play all day with my toy box.

I have a toy box. I look inside.
I see it's empty—now I can hide!

(Chorus)



2 Look. Write. Use words from the box.



in
on
under

1. The doll is _____ the table.

2. The car is _____ the box.

3. The box is _____ the table.

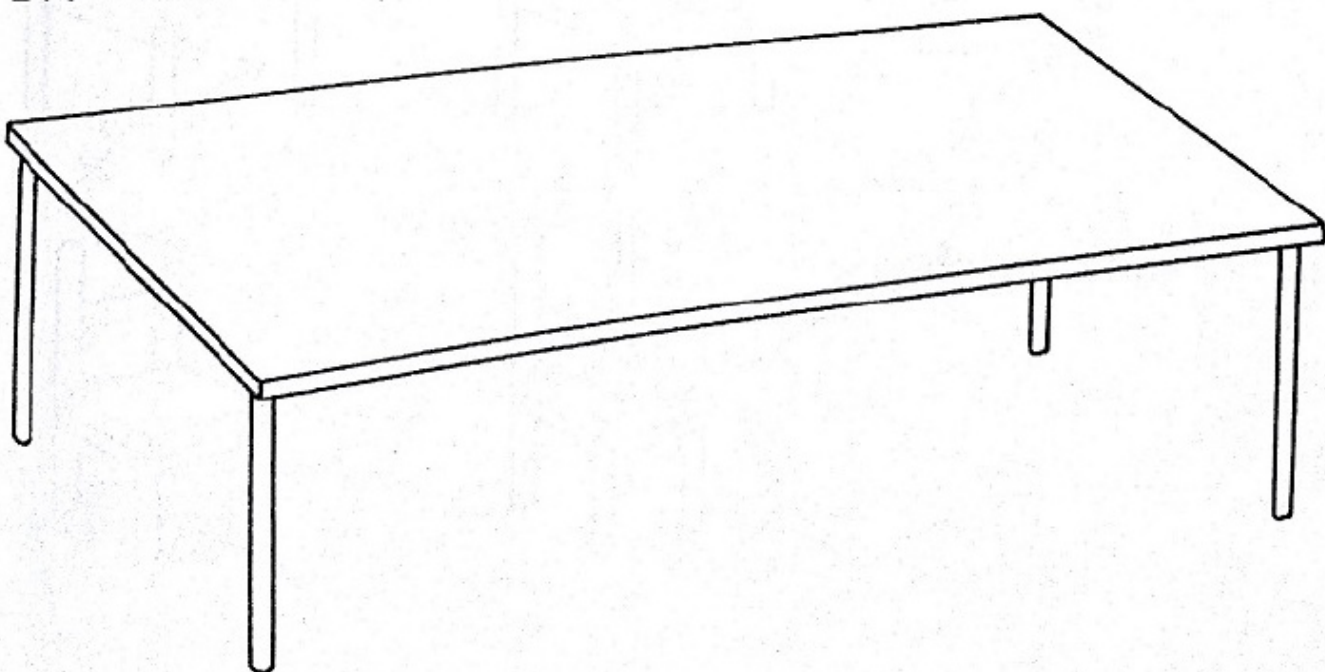

TRACK 38

3 Listen and read. Draw.

Draw eleven balls under the table.

Draw twelve blocks on the table.

Draw thirteen crayons in the box.




4 Read and look. Write. Use words from the box.

doll plane yo-yo

1. I want a _____.

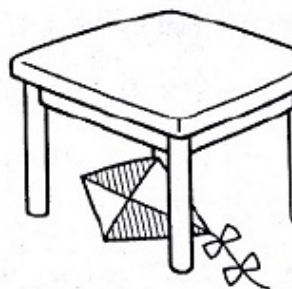

2. I want a _____.

3. I want a _____.





5 Listen and read. Circle.

1. The kite is on the table.



2. The cars are under the chair.





Listen. Write. Use words from the box.

Where Is the Boat?

bike
block
boat

Where is the _____?

The _____ is on the block.

The _____ is on the block.

Where is the _____?

The _____ is on the bike.

The _____ is on the bike.

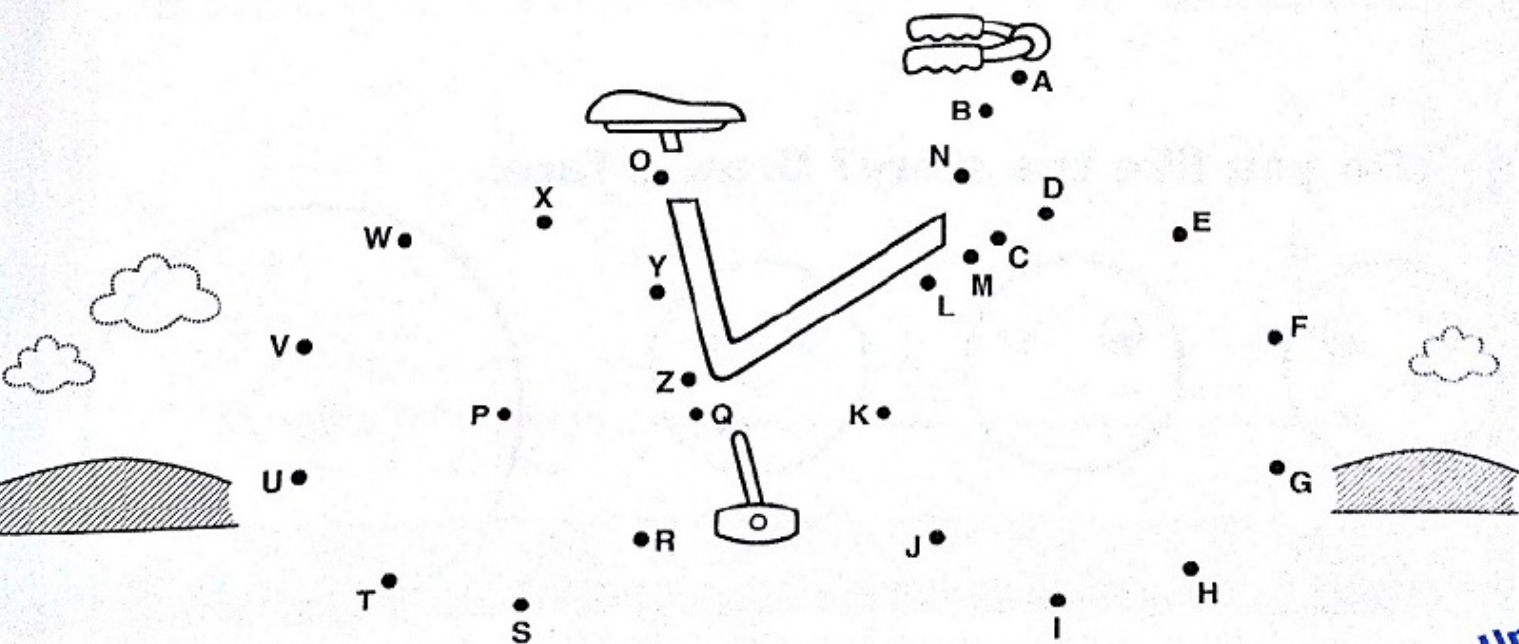


Where is the _____?

The _____ is rolling away!

Oh, no! Oh, no! Oh, no!

**7 What is it? Draw a line from A to B to C.
Finish with Z.**

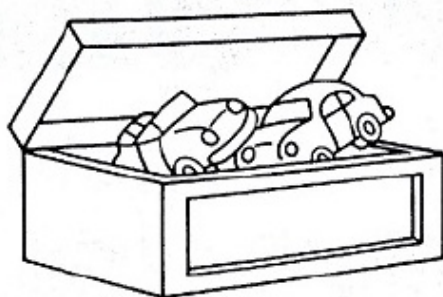


Review

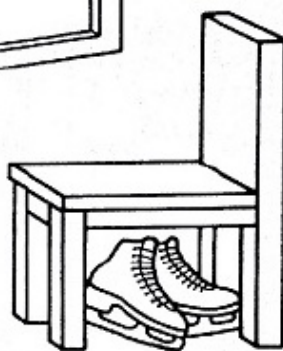
11 Look. Read and write.

in on under

1. The cars are _____
the toy box.



2. The skates are _____
the chair.



3. The bear is _____
the desk.

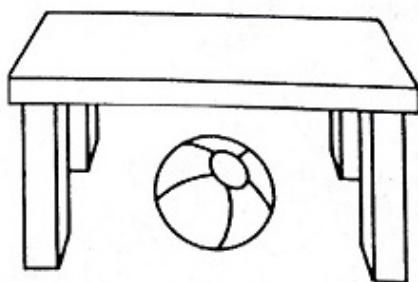


ball bike dolls
kite planes yo-yo

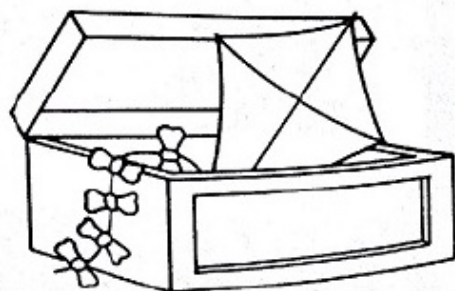
4. The _____ are on
the bed.



5. The _____ is under
the table.



6. The _____ is in
the box.



Cut-out Activity

A. Find a partner.

B. Cut. Make words and say.

a

k

e

r

i

c

o

d

f

n

t

j

Students combine the alphabet cards to form words. (Students can use one set or combine two sets.) Words will vary, but may include the following: *marker, paper, four, two, green, pink, red, father, parents, hair, toes, dress, jacket, bed, cooking, reading, duck, worm, cake, rice, bear, bike, boat, car, skates, train.*

9 At the Playground



Listen. Cut. Match and glue. ✂

Having Fun



We're kicking a ball.

We're dancing around.

We're having a snack.

We're stopping to talk.

We're singing a song.

We're flying a kite.




3 What are you doing? Draw and color. Write.

eating
riding

kicking
skating

playing a game
throwing



Tony Is Reading




Read *Tony Is Reading*.
What is Tony doing? Listen and circle.



yes no



yes no





yes no



yes no

7 Do you like the story? Draw a face.



- 8** What happens next? What does Tony do?
Draw and color. Write.




Review



Listen. Read and circle.

1. No, he isn't.
Yes, he is.
2. No, he isn't.
Yes, he is.
3. No, she isn't.
Yes, she is.
4. No, she isn't.
Yes, she is.



Look. Read and circle. Color.

This / That kite is purple.



These / Those books are brown.



Cut-out Activity

A. Find a partner.

B. Cut and sort. Show and say.

pencil

bedroom

father

horse

hand

pizza

pants

doll

desk